

SOUND MONITORING PROGRAM

The **Smart Choice** for ALL your monitoring needs.



WHY SOUND MONITORING FOR HEALTHCARE?

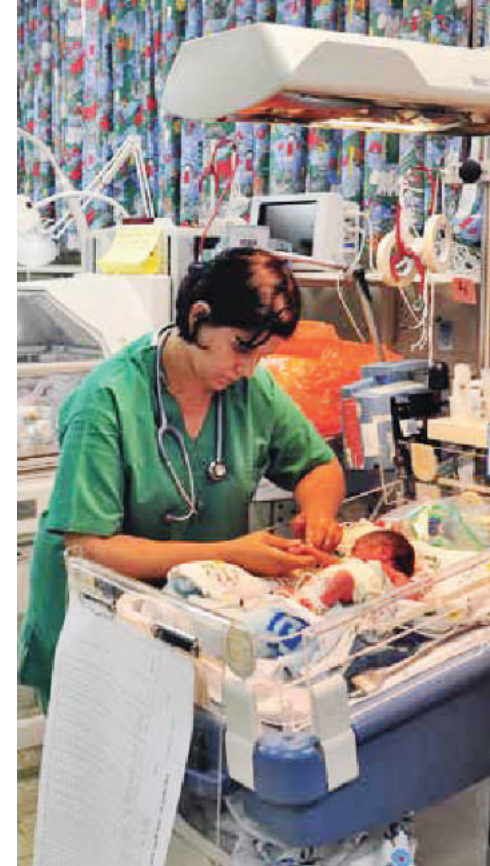
Though the World Health Organization, U.S. Environmental Protection Agency and American Academy of Pediatrics recommend that hospital noise levels not exceed 45 decibels, studies have shown that healthcare has grown consistently louder since 1960.

The negative consequences of noise have been well documented: increased cardiovascular stress, reduced sleep, poor patient experience, higher readmission rates, adverse effects on neonates, lower HCAHPS scores and decreased staff performance.

HOW SONICU SOUND MONITORING WORKS

Reducing hospital noise with Sonicu is simple. Hospital noise monitoring is accomplished with Sonicu's patented, wireless Sound Indicating Meters (SIMs) that - unlike sound audits - constantly monitor sound events and noise levels in a given area, unit or department.

Sound data gathered by the SIMs is sent to Sonicu's cloud-based platform where it is viewable in real time and auto-formatted into daily Sound Target Achievement Reports (STAR) to provide objective, actionable information about the sound environment.



Client Testimonials

"Sonicu's monitoring system is unmatched in the industry, with real-time data and historical trends that are valuable tools in protecting our babies."


Robert White, MD, Neonatologist
South Bend Memorial

"We noticed dramatic improvements almost from the moment we installed Sonicu."

Raylene M. Phillips, MD, Director of Neonatology
Loma Linda University Medical Center

"With Sonicu, we know which areas of our NICU are the quietest and we place our earliest babies in those environments."

Stacy Zediker, Development Specialist
NICU at Gulf Coast Medical Center HCA



SONICU STAR REPORT

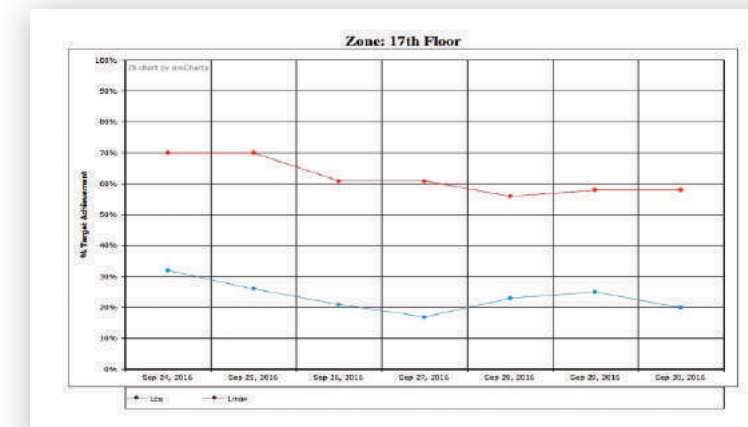
Sonicu's STAR report shows managers precise times and locations for peak sound events as well as rolling average sound levels over five-minute durations so they can understand where and why sound events are occurring at any time, day or night.

Sound Target Achievement Report (S.T.A.R.)

Top 10 Sound Events for Friday, September 30, 2016

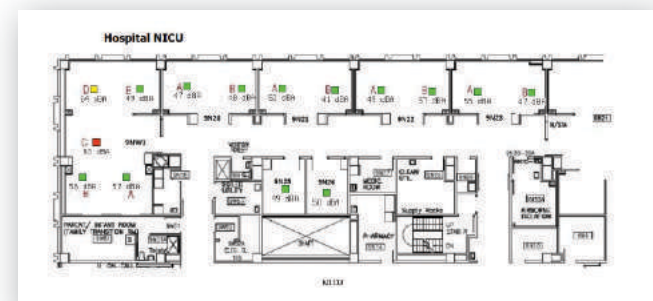
L _{eq} Events			L _{max} Events		
Device Name	L _{eq} (dBA)	Time	Device Name	L _{max} (dBA)	Time
9N 23B	77.7	23:45 - 23:50	9N 21A	91.4	18:30 - 18:35
9N 23B	77.7	05:50 - 05:55	17W Hall	91.0	11:10 - 11:15
9N 23B	77.7	05:55 - 06:00	17W Hall	86.8	11:15 - 11:20
9N 23B	77.7	06:15 - 06:20	17E Hall	86.1	11:10 - 11:15
9N 23B	77.7	20:10 - 20:15	17N Hall	83.7	11:10 - 11:15
9N 23B	77.7	20:15 - 20:20	17E Hall	83.7	11:15 - 11:20
9N 23B	77.7	06:00 - 06:05	9N 23A	83.6	20:35 - 20:40
9N 23B	77.7	05:45 - 05:50	9N 26	83.4	17:10 - 17:15
9N 23B	77.7	06:10 - 06:15	9N 25	83.3	19:10 - 19:15
9N 23B	77.7	20:20 - 20:25	9N 25	83.3	16:10 - 16:15

STAR reports are automatically generated and can be pushed out to any number of recipients.



OPTIONAL FLOOR-PLAN AND HISTORICAL DATA VIEWS

With Sonicu's floor-plan view, users can see sound meters change color in real-time response to programmed set-points or access their SonicCloud dashboard to search archived data and download historical reports.



SMART ALARMING

Sonicu's Sound Monitoring Program provides 24/7/365 alarming to any PC, smartphone or web-based device. Alarms can be set to user-defined parameters and tailored to urgency levels for automatic escalation and forwarding.



Ask about Sonicu's System-wide Sound and Temperature Monitoring Programs

Vaccines
Temperature
Blood Bank
NICU
Pharmacy
Facilities
Patient Experience
Food & Nutrition
Regulatory Compliance
Labs
Compounding Room
Surgery
Sound
ULT
Imaging
Asset Protection
Pressure
Lighting
HCAHPS
Patient Safety
Cryogenic
Power

SONICU™
Monitoring. Measured.

844-4SONICU • 317 468 2345 • FAX 317 586 4804
info@sonicu.com • www.sonicu.com

Any Department. *Any* Application. *One* Choice.